





Protect your small business with **free and simple** cyber security training

Funded by the Australian Government, the free Cyber Wardens program is a short online course for sole traders and small businesses.

It gives you quick wins and practical tips to boost your business's cyber safety.

You don't have to be tech-savvy or an IT wizard to understand cyber security.

-  **FREE** online training
-  Designed for small business
-  Self paced learning
-  Simple and practical wins



Cyber Security Action Plan

43% of cyber crime targets small business.

Luckily, there are simple steps you can take as a small business to help protect your business against cyber threats.

1 Defend against digital break-ins with up-to-date software

When your software is not up-to-date, it leaves a crack in the system for cyber criminals to slip through.

I have made a list of devices and systems to set to automatically update

Things to remember: ✓ Computers ✓ Mobiles and tablets ✓ Wearables (like a watch)
✓ Payment devices ✓ Your website ✓ Browsers plug-ins ✓ Internet enabled devices

Automatic updates have been turned on for each device

Pro tip: Shut down and restart your device regularly to ensure auto-updates are applied.

BONUS: I have deleted and uninstalled old software



2 Set a virtual security alarm with multi-factor authentication (MFA)

MFA adds another roadblock for hackers trying to force entry into your business.

My company email account is **MFA PROTECTED**

My financial services accounts are **MFA PROTECTED**

Things to remember: ✓ Banking ✓ Accounting ✓ Invoicing ✓ Share portfolio
✓ Payroll ✓ All financial products and systems

Any accounts storing my payment or credit card details are **MFA PROTECTED**

Things to remember: ✓ PayPal ✓ Amazon ✓ Web browser ✓ Online retailers

Any accounts storing important business files are **MFA PROTECTED**

Things to remember: ✓ Cloud drives ✓ Company and personal social media
✓ Your website login ✓ Company databases



Cyber Security Action Plan

3 Password like a pro!

MFA works best with long, strong and unique passwords and even better, passphrases.

I've upgraded from passwords to passphrases

Pro tip: Good passphrases are long, memorable, and unpredictable. Try a string of four or five random words – easier to remember and harder to hack.

Each passphrase for every account is unique (no double ups and no shared passwords)

I am using a password manager to safely store my passwords

Pro tip: Be cyber-wise and ensure your password manager is protected with a strong passphrase and MFA.



4 Bounce back with backups

In the event of an attack, backups allow you to recover and keep your business trading.

I've got secure backups for my business' important info

I've set up cloud-based backups

Pro tip: Ensure your cloud provider settings are configured properly for top security!

I've added another layer – I've got a portable drive backup as well

Pro tip: Run two backups and keep one in a separate location – rotate these regularly.



**Protect your small business with
free and simple cyber security training**

SCAN TO ENROL TODAY



What you'll learn in the free Cyber Wardens training:

- ✓ Identify and protect your **important business information**
- ✓ Take simple and effective steps to **defend against digital break-ins**
- ✓ **Spot common tricks and scams** hackers use to attack small businesses
- ✓ **Promote cyber safety** in your team



Cyber security is everyone's business!

For more tips and tricks about keeping your small business safe online, enrol your team for free and simple training at train.cyberwardens.com.au

ENROL TODAY

